

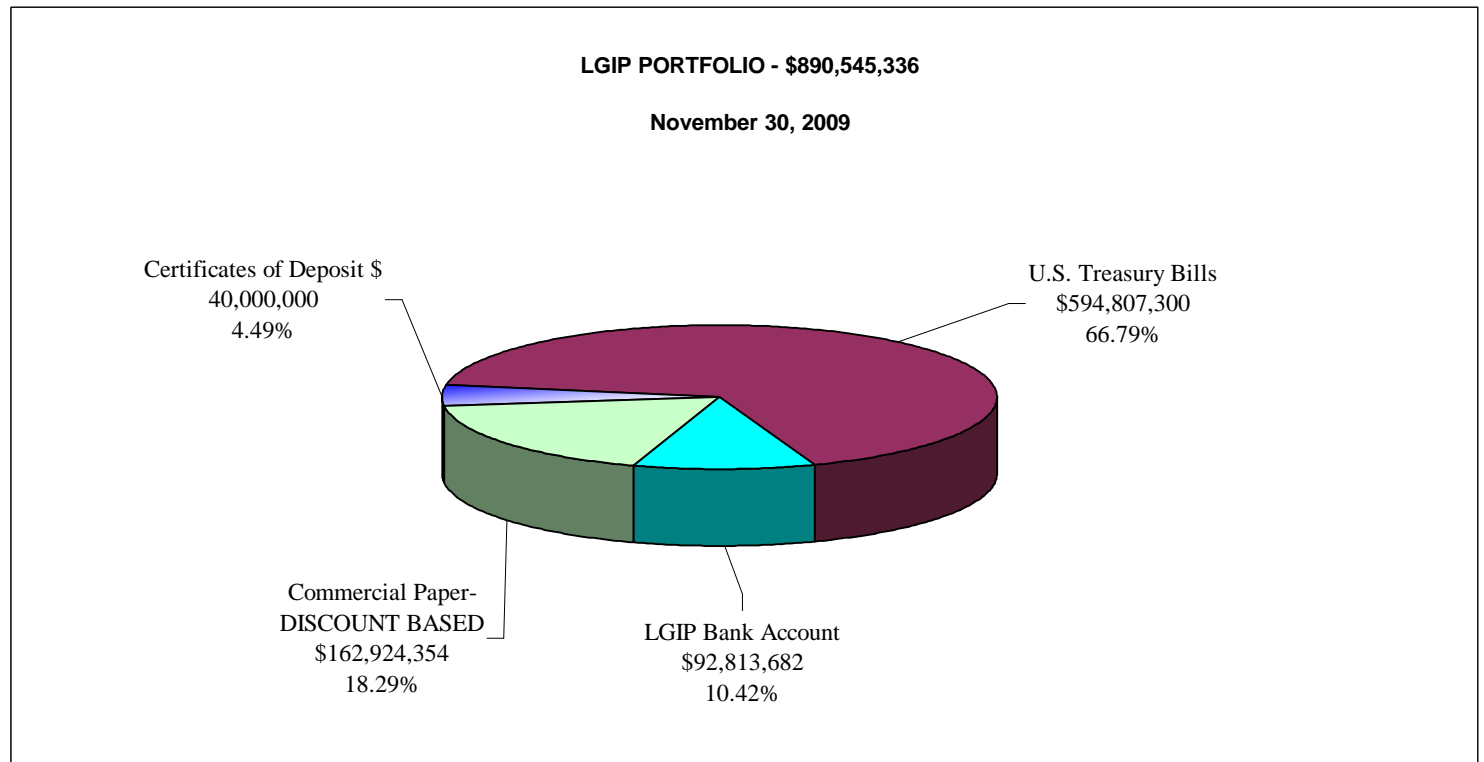
**NEW MEXICO STATE TREASURER'S OFFICE
LGIP FUND (4101)
PORTFOLIO CLASSIFICATION SUMMARY**

INVESTMENTS OUTSTANDING AS OF 11/30/09

- o Yield shown is avg 365-day-basis equivalent weight by cost-basis
- o Avg-Term is par-weighted term-to-maturity or MBS-Avg-Life in Years.
- o Cost-Basis is US\$ Book Value

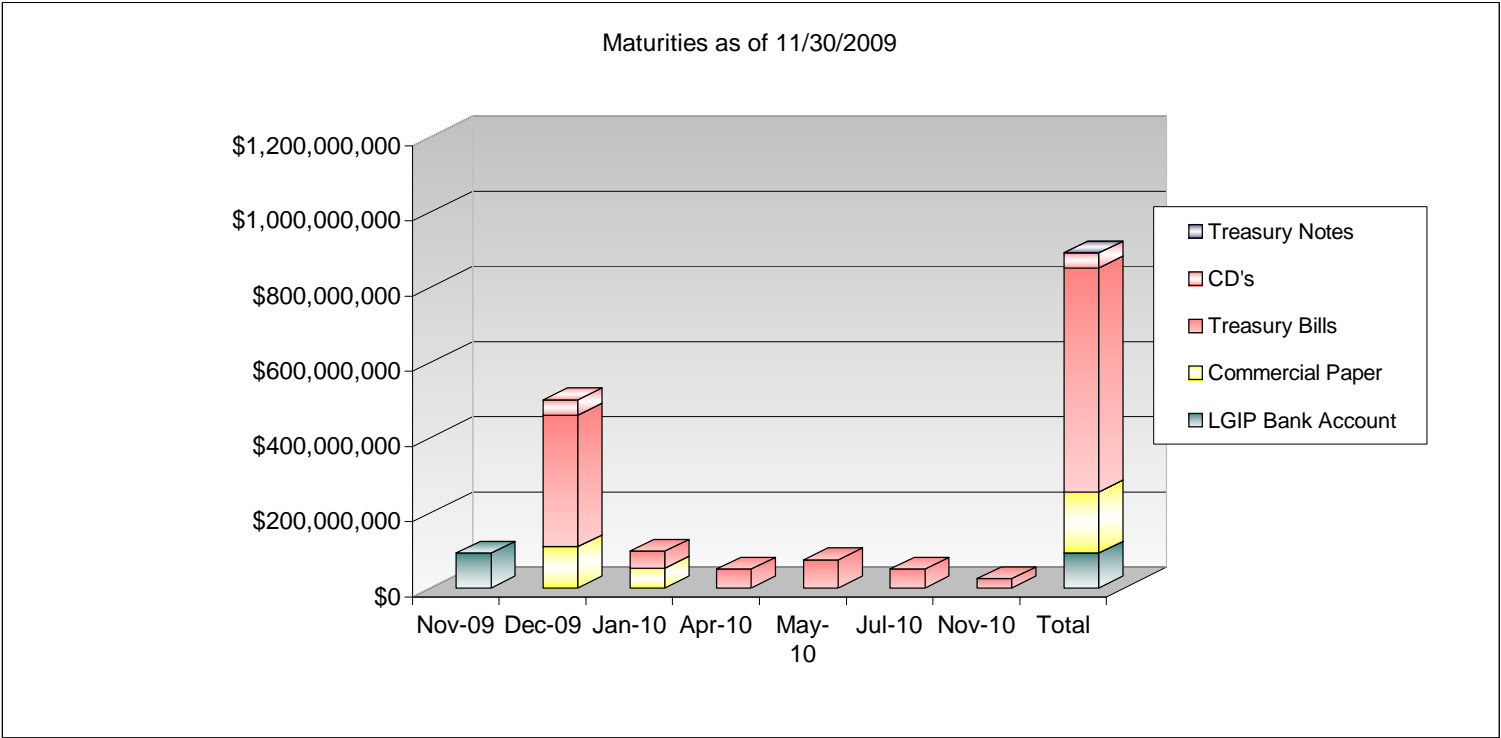
ASSET CLASSIFICATION	ITEMS	YIELD	AVG-TERM	PRINCIPAL	COST-BASIS	MARKET-VALUE	GAIN (LOSS)	%MARKET
LGIP BANK ACCOUNT	1	.1156	.00270	92,813,682	92,813,682	92,813,682	0	10.42%
COMMERCIAL PAPER- DISCOUNT BASED	4	.2116	.06628	162,947,000	162,924,354	162,924,354	0	18.29%
CERTIFICATES OF DEPOSITS	2	1.8650	.06165	40,000,000	40,000,000	40,000,000	0	4.49%
TREASURY BILLS	11	.1217	.21563	595,000,000	594,755,388	594,807,300	51,912	66.79%
	18	.2583	.13640	890,760,682	890,493,424	890,545,336	51,912	100.00%

Days 50

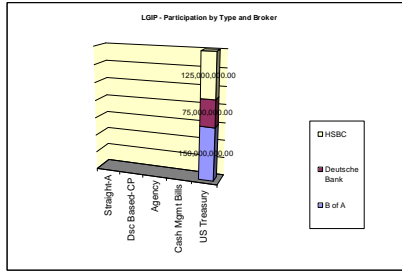
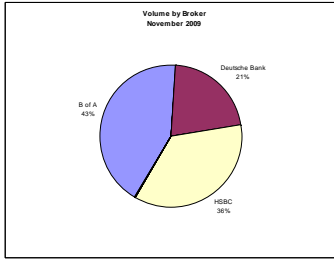


New Mexico State Treasurer
 New MexiGrow LGIP
 Maturity Schedule
 11/30/2009

	Nov-09	Dec-09	Jan-10	Apr-10	May-10	Jul-10	Nov-10	Total
LGIP Bank Account	92,813,682							\$ 92,813,682
Commercial Paper		110,036,000	52,911,000					\$ 162,947,000
Treasury Bills		350,000,000	45,000,000	50,000,000	75,000,000	50,000,000	25,000,000	\$ 595,000,000
Treasury Notes								\$ -
CD's		40,000,000						\$ 40,000,000
Total	\$ 92,813,682.00	\$ 500,036,000.00	\$ 97,911,000.00	\$ 50,000,000.00	\$ 75,000,000.00	\$ 50,000,000.00		\$ 890,760,682.00



New MexiGROW
Broker Participation



Volume by Broker:	Month Totals	% of Total
B of A	150,000,000	42.86%
Barclays		0.00%
BB&T		0.00%
Bear Stearns		0.00%
BNP Paribas		0.00%
Cantor Fitzgerald		0.00%
Citi Group		0.00%
Credit Suisse		0.00%
Deutsche Bank	75,000,000	21.43%
First Tennessee(FTN)		0.00%
Goldman Sac		0.00%
Greenwich (RBS)		0.00%
HSBC	125,000,000	35.71%
Jefferies CO.		0.00%
JP Morgan/Chase		0.00%
Lehman		0.00%
Merril		0.00%
Morgan Keegan		0.00%
Morgan Stanley		0.00%
Piper Jaffray		0.00%
Stifel Nicolaus		0.00%
UBS		0.00%
Williams		0.00%
Direct Issue CP		0.00%
Totals	350,000,000	100.00%

Broker/Dealer	US Treasury	Cash Mgmt Bills	Agency	Dec Based-CP	Straight-A	Totals
B of A	150,000,000.00					150,000,000
Barclays						0
BB&T						0
Bear Stearns						0
BNP Paribas						0
Cantor Fitzgerald						0
Citi Group						0
Credit Suisse						0
Deutsche Bank	75,000,000.00					75,000,000
First Tennessee(FTN)						0
Goldman Sac						0
Greenwich (RBS)						0
HSBC	125,000,000.00					125,000,000
Jefferies CO.						0
JP Morgan /Chase						0
Lehman						0
Merril						0
Morgan Keegan						0
Morgan Stanley						0
Piper Jaffray						0
Stifel Nicolaus						0
UBS						0
Williams						0
Direct Issue CP						0
Total by type/broker	350,000,000	0	0	0	0	350,000,000

Volume by Broker:	YTD Totals	% of Total
B of A	1,234,473,000	22.49%
Barclays	395,000,000	7.20%
BB&T	25,000,000	0.46%
Bear Stearns	25,000,000	0.46%
BNP Paribas	540,000,000	9.84%
Cantor Fitzgerald	150,000,000	2.73%
Citigroup	300,000,000	5.46%
Credit Suisse	0	0.00%
Deutsche Bank	470,000,000	8.56%
First Tennessee (FTN)	350,150,000	6.38%
Goldman Sachs	161,000,000	2.93%
Greenwich (RBS)	122,000,000	2.22%
HSBC	460,688,000	8.39%
Jefferies	516,600,000	9.41%
JP Morgan Chase	100,000,000	1.82%
Lehman Bros	0	0.00%
Merril	78,010,000	1.42%
Morgan Keegan	0	0.00%
Morgan Stanley	45,000,000	0.82%
Piper Jaffray	45,000,000	0.82%
Stifel Nicolaus	81,652,000	1.49%
UBS	50,000,000	0.91%
Williams	40,000,000	0.73%
Direct Issue CP	300,000,000	5.46%
Totals	5,489,579,000	100.00%

Primary	Month		Total
	Secondary	Total	
350,000,000			350,000,000

Primary	YTD		Total
	Secondary	Total	
1,498,473,000	0		1,498,473,000

Issuer	Broker	Sold or Purchased
--------	--------	-------------------

Prim1/sec LGIP Commercial Paper

Total CP	0
----------	---

LGIP Agency Discount Notes:

Prim1/sec2	Total AG
1	
1	
1	
Total AG	0

LGIP Treasury Bills

Prim1/sec2	Bank of America	Deutsche Bank	HSBC	Total
1 Treasury Bills	100,000,000.00			100,000,000.00
1 Treasury Bills		50,000,000.00		50,000,000.00
1 Treasury Bills			100,000,000.00	100,000,000.00
1 Treasury Bills			25,000,000.00	25,000,000.00
1 Treasury Bills	50,000,000.00			50,000,000.00
1 Treasury Bills		25,000,000.00		25,000,000.00
				350,000,000.00
TOTAL				350,000,000